

*Make your own work  
with letter stitches!*




# HZL-HT740

### Direct Pattern Selection

Here are 10 types of stitch patterns, from which you can choose one by directly pushing the pattern button.



## 116 Sewing Patterns and 2 Fonts of Letters



# Sew Comfortably!

## Start/Stop Button




[Green]  
Ready to start or while sewing

[Red]  
Not ready to start

[Orange]  
In bobbin winding condition

The color of the start/stop button indicates the status of the machine.

## Quick Bobbin Preparation



The bobbin preparation is easy. Just follow the guide and it is not necessary to pull up the bobbin thread.

## Auto Needle Threader



The needle threader easily threads the needle and allows you to start sewing quickly.

## Lock Stitch/ Pattern Completion Lock Stitch



You can locking stitch(3 stitches) just by pressing the button at the beginning or end of sewing. If you press the button while sewing a pattern, the machine stops after sewing one cycle of the pattern.

# Sew Firm!

## Needle Up/Down Position Button



Press the button to change up/down position of needle instantly. Also you can change needle stop position and can even sew a half stitch.

## Presser Foot Pressure



When sewing thin or thick fabrics, you can get comfortable feed.

## Buttonhole



HZL-HT740 sews the buttonhole automatically according to the size of the button.



## HZL-HT740


### ■ SPECIFICATIONS

Sewing Speed : 70 - 800 sti/min  
Needle : #9 - #16  
Dimensions : 425(W)×300(H)×170(D)mm  
Weight (machine only) : 5.9kg

### Other Features


- Free Arm ● Drop-in Bobbin ● Drop Feed
- Easy to Start Sewing Thick Fabrics ● Button Sewing
- Reverse Button ● LED Lighting ● Sound Button

Foot controller with needle up and down feature



Stitch Pattern Plate

### Accessories




K: Pack of Needles (3x) L: Edge/Quilting Guide M: Spool Holder (L & S)  
N: Spool Pin Felt O: Stitch Pattern Plate Clip P: Bobbin (3x)

Option: Wide Table/Twin Needle

# Sew Fun!

## Size of Stitch Pattern and Needle Position



You can change the size of stitch patterns as well as the needle positions.

## Letters and One Point Stitch Patterns



HZL-HT740 can sew both letters and patterns. Also you can memory letters and one unit of the pattern as you desire.

## Elongation Patterns



You can change the overall length without changing the sewing density of pattern.

# JUKI

JUKI CORPORATION

2-11-1, TSURUMAKI, TAMA-SHI, TOKYO  
206-8551, JAPAN  
<https://www.juki.co.jp>

JUKI AMERICA, INC.

4220 West 104th Street, Suite 1A  
Hialeah, FL 33018  
<http://www.juki.com>  
E-mail: [home@juki.com](mailto:home@juki.com)



JUKI CORPORATION holds the rights to change technical specifications without prior notice.